

# CARTAGENA

by Leo Colovini



Our Game represents the great 1672 jailbreak from the fortress of Cartagena. In this legendary story, it is told that the pirates managed to escape, running through an underground passage that led them to the beach where a sloop was waiting for them. Once on board, the pirates reached Tortuga Island and there they followed a secret path through its dense jungle and safely reached a cove.

In a few years, a game celebrating this famous jailbreak became very popular in the coves of Caribbean pirates. Within a short time, many other versions of this game flourished among them, stirred up by that anarchic spirit that has always characterized pirates.

This "Cartagena" is a modern version of the ancient Game. The Basic-Game reproduces only the first part of the jailbreak: the escape from the fortress to the sloop. Players may also choose to play the second part through the island of Tortuga or the whole story as well.

## CONTENT

**8 board-segments**, printed on both sides.

One side shows an underground passage and the other side shows the path into the island. Each board-segment has a sequence of 6 symbols.

**A deck of 102 cards.**

Each card shows one of the 6 symbols (17 for each symbol). Two cards of each symbol have a darker background (see Filibusters below).

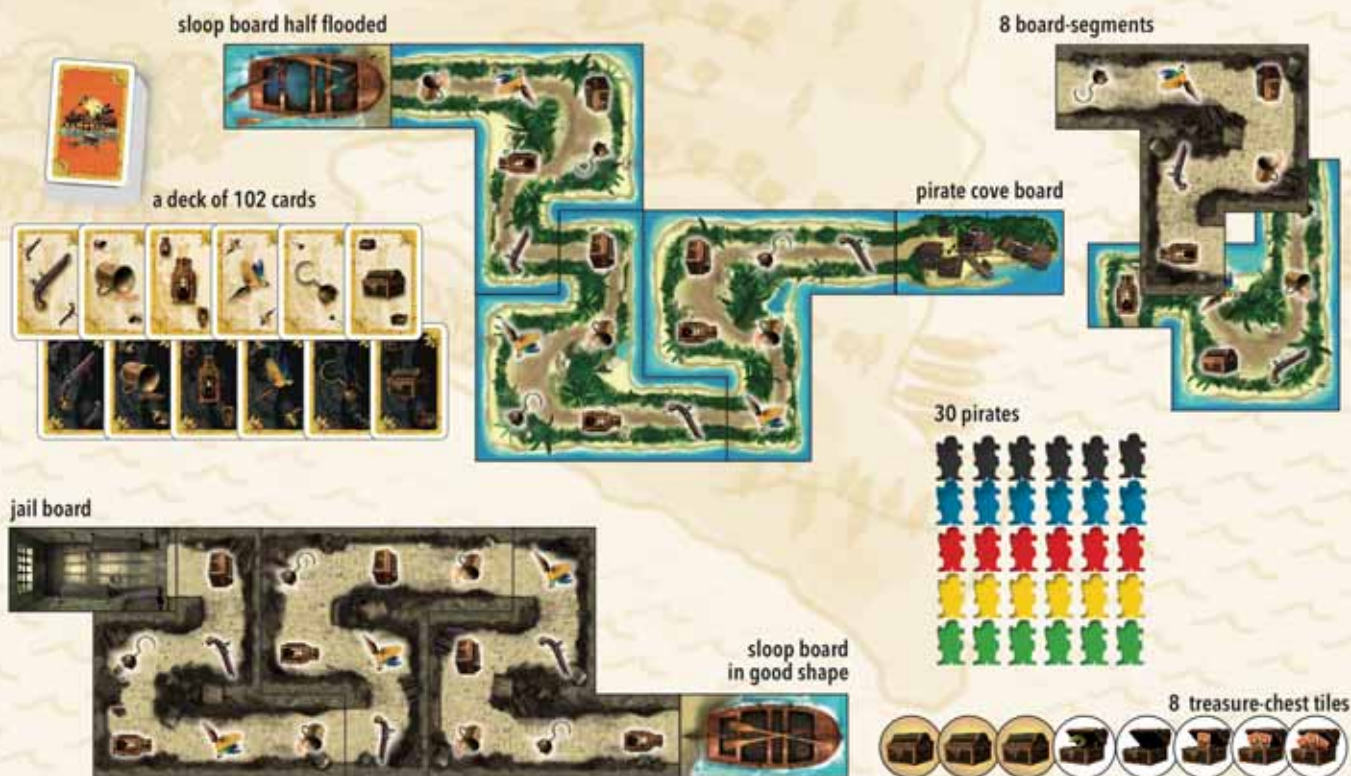
**2 sloop boards**, one in good shape and the other half flooded.

**1 jail board.**

**1 pirate cove board.**

**30 pirates**, in 5 colors (6 of each color).

**8 treasure-chest tiles** (to be used in the Black Magic Woman version).



## THE BASIC GAME: THE ESCAPE

### AIM OF THE GAME

Each player controls a group of 6 pirates and tries to get all 6 of them to escape through the tortuous underground passages connecting the fortress to the beach, where a sloop is waiting for them. As soon as a player has brought all 6 their pirates aboard, the sloop sails away and the game is over.

### PREPARATION

Place 6 of the 8 board-segments showing the underground passage, and put them together to create a continuous path made of 36 symbols (each symbol represents a space). This represents the passage the pirates must traverse to reach the beach and the sloop.

Place the jail board at one end of the path and the sloop (the one in good shape) at the other end.

Each of 2-5 players takes a set of 6 pirates of the same color. They place these on the jail board.

After shuffling the card deck, deal each player 6 cards, face-down. The players take the cards into their hands (hidden from other players). Place the rest of the deck face down on the table. From this supply, players will draw new cards during the game.

Place all unused components back in the box.

### THE GAME

Choose the starting player using any preferred method. Players take turns in clockwise order. On their turns, the players may take from 1 to 3 actions. The allowed actions are:

- **Play a card and advance a pirate (see examples: moves A, C and F).**

Play a card on the discard pile, select one of your pirates (either one already in the underground passage, or one still in the jail) and advance it to the first vacant space (vacant means not occupied by any pirate) marked with the same symbol that is shown on the card you just played. If there is no vacant space in front of the pirate with the symbol shown on the card played, you may advance the pirate until the end of the underground passage and let the pirate jump aboard the sloop.

- **Move a pirate backwards and pick up one or two new cards (see examples: moves B, D and E).**

Select one of your pirates and move it backwards, until you find the first space occupied by one or two pirates (they can be yours or belong to another player). When moving backwards, you bypass vacant spaces and spaces occupied by three pirates. Also note that a space may be occupied by a maximum of three pirates. If your pirate lands on a space occupied by only one pirate, draw 1 card; if your pirate lands on a space occupied by two pirates, draw 2 cards. A just drawn card can be used in a following actions of the same turn. **You are NOT allowed to skip a space occupied by one pirate in order to reach one occupied by two of them.**

*In case a player has no cards left he may skip his whole turn and draw one card.*

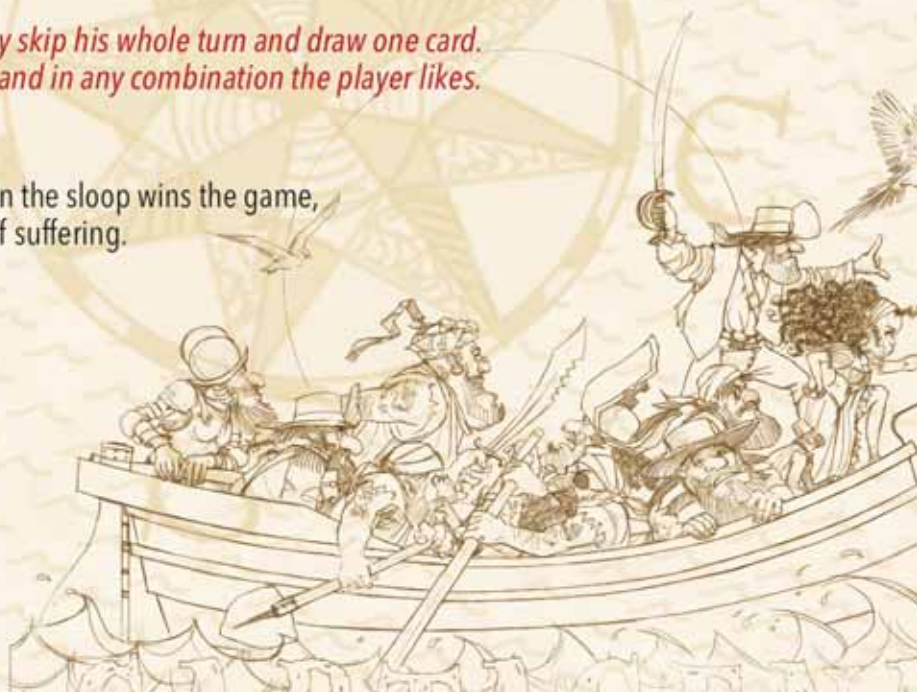
*Moves may be performed in any order and in any combination the player likes.*

### END OF THE GAME

The first player to land all his 6 pirates on the sloop wins the game, leaving the others behind to their fate of suffering.

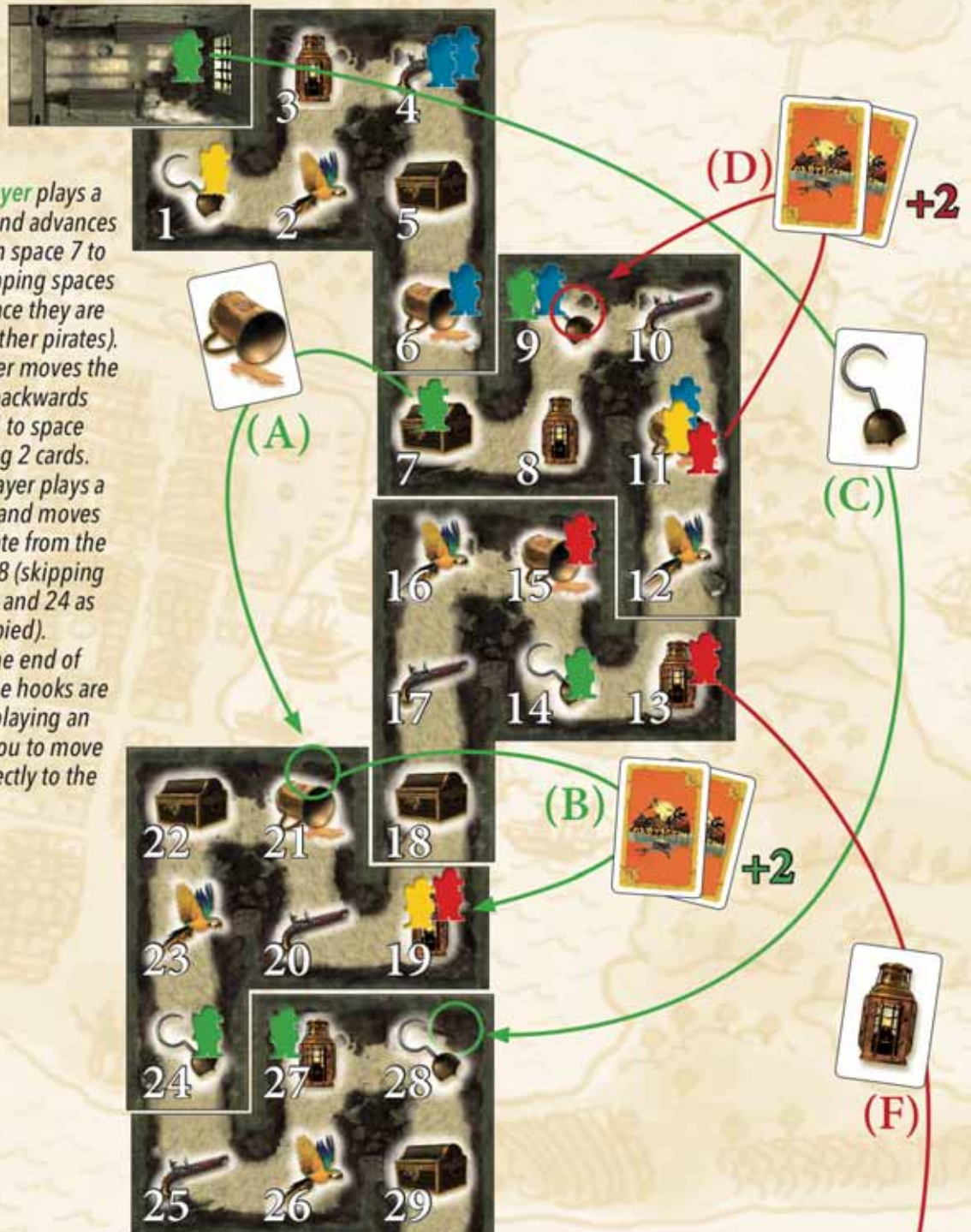


Author: Leo Colovini  
Illustrations: Basaglia&Longo  
© 2017 studiogiocchi



### EXAMPLE 1

The **green player** plays a rum card (A) and advances his pirate from space 7 to space 21 (skipping spaces 11 and 15, since they are occupied by other pirates). Then the player moves the green pirate backwards from space 21 to space 19 (B), drawing 2 cards. Finally, the player plays a hook card (C) and moves the green pirate from the jail to space 28 (skipping spaces 1, 9, 14 and 24 as they are occupied). Note that at the end of this turn all the hooks are occupied, so playing an hook allows you to move any pirate directly to the sloop.



### EXAMPLE 2

The **red player** moves the pirate backwards from space 11 to 9 (D) and draws 2 cards. Then the red player moves the pirate backwards from the sloop to space 36 (E) to draw a card and then plays a lantern card (F) to move the pirate from space 13 to the sloop.



## PERSONALIZED VERSIONS

In addition to the basic version, it is possible to personalize the game, choosing which part of the story to replay and selecting parameters, which may influence both the game's length and complexity. All versions presented here may be combined together as the players choose, but must be determined before starting the game!

### SHORTER/LONGER GAME

Regardless of which part of the story you decide to replay, you may also choose the number of board segments to play with. The more you use, the longer the game will last.

We suggest starting using 5-6 board segments. To play a short game, use 4 board segments; we recommend 7-8 board segments for longer games.

Regardless of which part of the story you decide to replay, it is also possible to play with 4-5 pirates instead of 6.

### IN THE TORTUGA'S ISLAND

Use the board segments on the island-side to create the path and thus replay the second part of the story.

The pirates move from the flooded sloop to the cove.



### THE WHOLE JAILBREAK

To replay the whole story use 3 or more board segments to create the underground passage and 3 or more island board segments to create the island's path. Place the jail board at the beginning of the underground passage and a sloop in good shape at the end of the underground passage.

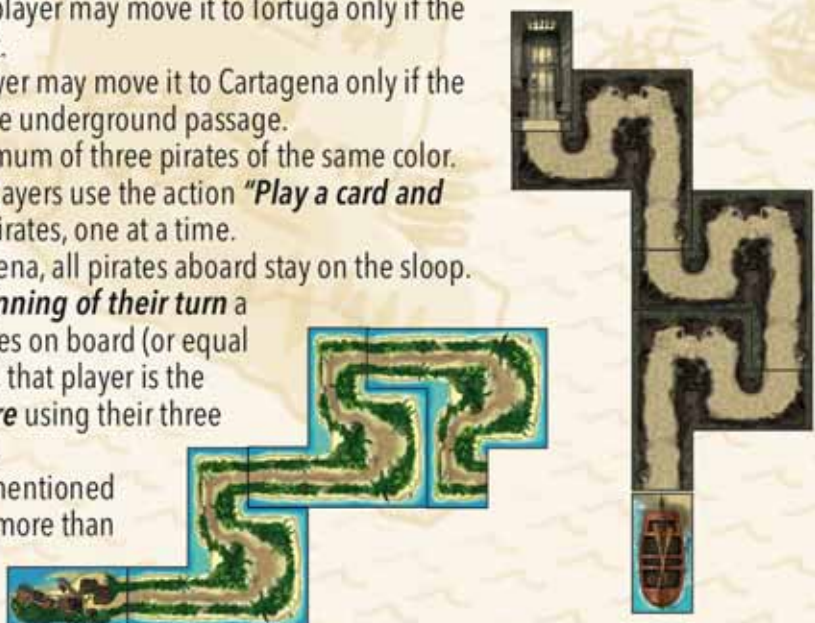
Place the cove board at the end of the island path. The players move their pirates from the jail to the sloop.

By boat, they move to the other shore and through the island path of Tortuga Island they reach the cove.

The example shows 3 board segments per each path, but it is possible to use more, if you wish!

This version needs additional rules concerning the sloop movement.

- On their turn, the player may choose the action "**Move the Sloop**". To do that, the player uses one of their three actions (except for the Captain; please see below).
- If the sloop stands on Cartagena, the player may move it to Tortuga only if the player has at least one pirate aboard it.
- If the sloop stands on Tortuga, the player may move it to Cartagena only if the player still has at least one pirate in the underground passage.
- The sloop may be occupied by a maximum of three pirates of the same color.
- Once the sloop is moved to Tortuga, players use the action "**Play a card and advance a pirate**" to disembark the pirates, one at a time.
- When the sloop moves back to Cartagena, all pirates aboard stay on the sloop.
- **Captain's special rule:** if **at the beginning of their turn** a player has the largest number of pirates on board (or equal in number to those of another player), that player is the Captain and can move the sloop **before** using their three actions and consuming none of them.
- As long as the player uses the above mentioned rules, the player may move the sloop more than once on their turn.





## FILIBUSTERS

According to the Filibuster rule, a player cannot hold more than 7 cards in his hand, but pirates are known to be filibusters and therefore they tend not to love rules so much. Consequently, a player can gather as many cards as they want, until another player catches him in the act!

Every time a dark background card is used each player (except for the one who played it) has to discard all additional cards (over the 7 allowed). Each player can choose which cards to discard.

This rule may be applied or not regardless of the number of board segments, the number of pirates or the story replayed.



*Advise:* Apply this rule while playing the Morgan version.

## BLACK MAGIC WOMAN

The Black Magic Woman is the most recent version of this Game. The feared Caribbean Black Magic Woman decided to help the pirates by giving the cards voodoo powers!

Thus, each card has a special power. On a turn, a player using one of these cards can choose one of the following:

- Normally move one of his pirates.
- Release the card power saying aloud "Black Magic Woman".

Attention! If the player forgets the ritual sentence the power fails and he has to use the normal pirate move.

The Black Magic Woman version also uses the 8 treasure-chest tiles. At the beginning of the game shuffle them and place one face down on each treasure-chest symbol on the board.

The magic effect depends on which card is played.



**Gun:** look at one opponent's cards and pick one of your choice. The opponent immediately draws another one from the deck.



**Rum:** buy everybody a drink! Draw as many cards as the number of players plus one. Keep two of them for you and distribute the others among the players, one per player.



**Lantern:** draw four cards, keep one of them for you and place the others on top of the deck in the order you choose.




**Parrot:** play two parrots instead of any card of your choice (this consumes only one of your three actions).



**Hook:** play this card together with another one (use two of your three actions). According to the second played card, you can move at the same time two pirates which are in the same space. Please note that the second card may be a hook as well.



**Treasure chest:** if your pirate is on a treasure chest symbol, you can open it (turning it face up) by playing a treasure chest card. 6 out of 8 treasure-chests offer 1 to 3 cards (to draw from the deck). One treasure chest is empty and the last one has a snake on it. If you find the snake , you have to move your pawn backwards to the first free rum symbol, where your pirate will get drunk due to the fright he took! If there are no rum symbols available, your pirate has to move back to the last available symbol on that path. If you find the snake, shuffle all 8 treasure chests and place them face-down randomly on the 6 treasure chest symbols on the board. Once the treasure chest is opened, it is removed from the board. If you are playing with less than 8 board segments, the snake might not appear.



*The red player says aloud "Black Magic Woman" and plays a hook card and a lantern card. The player moves the two red pawns on space 19 to the cove.*